



The mole is
jumping rope.



The mole is using
her telescope.

Publisher

Mary D. Smith, M.S. Ed.

Editor/Contributing Author

Christina Hill, M.A.

Cover Art

Tim Bradley

Editor-in-Chief/Project Director

Torrey K. Maloof

Creative Director

Sarah M. Fournier

Imaging

Amanda R. Harter

Table of Contents

Let's Get Ready to Read!	3
Providing Instruction	4
Meet the Vowel Team	7
Build a Word	8
Vowel Thief	9
Spell Check	10
Color Code	11
Connect It!	12
Writing Notes	13
Finish the Sentence	14
Reading Comprehension	15
Color and Trace	16
Mole Cutouts	17
Answer Key	19

Blue Star Education
12621 Western Avenue
Garden Grove, CA 92841
www.BlueStarEducation.com

ISBN: 978-1-4206-1640-8
©2024 Blue Star Education
Made in the U.S.A.



*The reproduction of any part of this book for other classrooms or for an entire school or school system is strictly prohibited.
No part of this publication may be transmitted or recorded in any form without written permission from the publisher.*

Let's Get Ready to Read!

Dear Parents and Educators,

Building a strong foundation in long-vowel sounds is a critical step in learning how to read. This guide will help you fully utilize the engaging and comical book *The Mole at Home* by Sandy Baker and Torrey Maloof. It will provide you with instructional suggestions, fun activities, and multiple ways to assess learning.

The book *The Mole at Home* is designed to appeal to the nonreader and beginning reader alike. The colorful illustrations will engage readers and spark lively discussions about the text. The text itself is simple, repetitive, and often predictable to further heighten readability.

The included activities in this guide will provide nonreaders and beginning readers with opportunities to practice and strengthen their phonics and word-recognition skills as well as their reading-comprehension skills. As they read through the book and work through the activity sheets, they will begin to build a stable foundation on which to begin their journeys toward reading fluently.

Helpful Advice

- Remain positive and encouraging.
- Model fluent reading by reading the book out loud.
- Point to each word as you say it.
- Stop often to talk about the book.
- Ask and answer questions about the book.
- Use the correct vocabulary for the parts of the book (*title, author, word, sentence, illustration, period, etc.*).
- If the child becomes bored or frustrated at any point, take a break!

Quick Tips!

- Set aside a specific time each day to work on reading.
- Complete only a few activity sheets at a time.
- Review the directions on each activity sheet with the child.
- Go over the activity sheet answers together.

Materials Needed

- *The Mole at Home* book
- construction paper (black and pink)
- craft stick
- envelope
- glue
- googly eyes
- index cards
- paper cup
- scissors



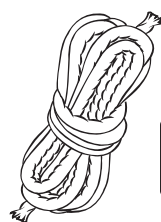
Good to Know!

Learning long vowel team words (the spelling and the sound they make) will help children understand how to decode long vowel words on their own. Learning new sight words (words recognized on sight) and high-frequency words (words that occur most frequently in print) help children improve fluency. Challenge words are vocabulary words that are a little more challenging to read for beginning readers. All three sets of these words should be reviewed prior to reading the book.

Name: _____

Vowel Thief

Directions: A vowel thief stole all the vowels! They're missing from the words below! Write the missing **o_e** vowel team to complete each word.

 b _ _ n _ _ st _ _ n _ _ m _ _ l _ _ ph _ _ n _ _ n _ _ t _ _ v _ _ t _ _ r _ _ p _ _

Ha!
I stole
all the
vowels!