



The ox can rock!



The ox rocks  
around the clock!

**Publisher**

Mary D. Smith, M.S. Ed.

**Editor/Contributing Author**

Torrey K. Maloof

**Cover Art**

Sarah Kim

**Editor-in-Chief/Project Director**

Karen J. Goldfluss, M.S. Ed.

**Creative Director**

Sarah M. Fournier

**Imaging**

Amanda R. Harter

## Table of Contents

Let's Get Ready to Read! .....	3
Providing Instruction .....	4
Forming More O's .....	7
Ox Blending Board .....	8
Let's Blend .....	9
Add the O .....	10
Connect It! .....	11
Add Some Color .....	12
Shop with Ox .....	13
At the Pond .....	14
Reading Comprehension .....	15
Color and Trace .....	16
Ox Cutouts .....	17
Answer Key .....	19

**Blue Star Education**  
12621 Western Avenue  
Garden Grove, CA 92841  
[www.BlueStarEducation.com](http://www.BlueStarEducation.com)

**ISBN: 978-1-4206-0699-7**  
©2025 Blue Star Education  
*Made in the U.S.A.*



*The reproduction of any part of this book for other classrooms or for an entire school or school system is strictly prohibited.  
No part of this publication may be transmitted or recorded in any form without written permission from the publisher.*



# Let's Get Ready to Read!

Dear Parents and Educators,

Building a strong foundation in short-vowel sounds is a critical step in learning how to read. This guide will help you fully utilize the engaging and comical book *Stop That Ox!* by Sandy Baker. It will provide you with instructional suggestions, fun activities, and multiple ways to assess learning.

The book *Stop That Ox!* is designed to appeal to the nonreader and beginning reader alike. The colorful and lively illustrations will engage readers and spark lively discussions about the text. The text itself is simple, repetitive, and often predictable to further heighten readability.

The included activities in this guide will provide nonreaders and beginning readers with opportunities to practice and strengthen their phonics and word-recognition skills as well as their reading-comprehension skills. As they read through the book and work through the activity sheets, they will begin to build a stable foundation on which to begin their journeys toward reading fluently.

## Helpful Advice

- Remain positive and encouraging.
- Model fluent reading by reading the book out loud.
- Point to each word as you say it.
- Stop often to talk about the book.
- Ask and answer questions about the book.
- Use the correct vocabulary for the parts of the book (*title, author, word, sentence, illustration, period, etc.*).
- If the child becomes bored or frustrated at any point, take a break!

## Quick Tips!

- Set aside a specific time each day to work on reading.
- Complete only a few activity sheets at a time.
- Review the directions on each activity sheet with the child.
- Go over the activity sheet answers together.

## Materials Needed

- *Stop That Ox!* book
- brown paper lunch bag
- markers or crayons
- pennies
- small paper cups
- sticky notes

## Good to Know!

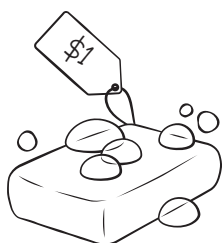
Consonant, vowel, consonant (or CVC) words help children recognize that three distinct sounds or letters can blend together to form a word. Learning new sight words (words recognized on sight) and high-frequency words (words that occur most frequently in print) help children improve fluency. Challenge words are vocabulary words that are a little more challenging to read for beginning readers. All three sets of these words should be reviewed prior to reading the book.

Name: \_\_\_\_\_

# Shop with Ox

**Directions:** Ox loves to shop! Help Ox buy things that have the **short o** sound by circling those items.


## The Oo Vowel Shop



soap



coat




hot dog




pop




rose



bones




box



boat



socks



clock

