



These are six
silly pigs.



These are six silly
pigs on a ship.

Publisher

Mary D. Smith, M.S. Ed.

Editor/Contributing Author

Torrey K. Maloof

Cover Art

Sarah Kim

Editor-in-Chief/Project Director

Karen J. Goldfluss, M.S. Ed.

Creative Director

Sarah M. Fournier

Imaging

Amanda R. Harter

Table of Contents

Let's Get Ready to Read!	3
Providing Instruction	4
Let's Form Some I's	7
Pig Blending Board	8
Time to Blend.	9
Where's the Vowel?	10
Word Match	11
Read, Say, Color	12
Pig to the Rescue!	13
Pig Partners.	14
Reading Comprehension	15
Color and Trace	16
Pig Cutouts	17
Answer Key	19

Blue Star Education
12621 Western Avenue
Garden Grove, CA 92841
www.BlueStarEducation.com

ISBN: 978-1-4206-0695-9
©2021 Blue Star Education
Made in the U.S.A.



*The reproduction of any part of this book for other classrooms or for an entire school or school system is strictly prohibited.
No part of this publication may be transmitted or recorded in any form without written permission from the publisher.*

Let's Get Ready to Read!

Dear Parents and Educators,

Building a strong foundation in short-vowel sounds is a critical step in learning how to read. This guide will help you fully utilize the engaging and comical book *Six Silly Pigs* by Sandy Baker. It will provide you with instructional suggestions, fun activities, and multiple ways to assess learning.

The book *Six Silly Pigs* is designed to appeal to the nonreader and beginning reader alike. The colorful and lively illustrations will engage readers and spark lively discussions about the text. The text itself is simple, repetitive, and often predictable to further heighten readability.

The included activities in this guide will provide nonreaders and beginning readers with opportunities to practice and strengthen their phonics and word-recognition skills as well as their reading-comprehension skills. As they read through the book and work through the activity sheets, they will begin to build a stable foundation on which to begin their journeys toward reading fluently.

Materials Needed

- *Six Silly Pigs* book
- craft sticks
- crayons or markers
- index cards
- hole puncher
- index cards
- masking tape
- paper cups
- scissors
- scratch paper
- straws
- string or yarn

Helpful Advice

- Remain positive and encouraging.
- Model fluent reading by reading the book out loud.
- Point to each word as you say it.
- Stop often to talk about the book.
- Ask and answer questions about the book.
- Use the correct vocabulary for the parts of the book (*title, author, word, sentence, illustration, period, etc.*).
- If the child becomes bored or frustrated at any point, take a break!

Quick Tips!

- Set aside a specific time each day to work on reading.
- Complete only a few activity sheets at a time.
- Review the directions on each activity sheet with the child.
- Go over the activity sheet answers together.


Good to Know!

Consonant, vowel, consonant (or CVC) words help children recognize that three distinct sounds or letters can blend together to form a word. Learning new sight words (words recognized on sight) and high-frequency words (words that occur most frequently in print) help children improve fluency. Challenge words are vocabulary words that are a little more challenging to read for beginning readers. All three sets of these words should be reviewed prior to reading the book.

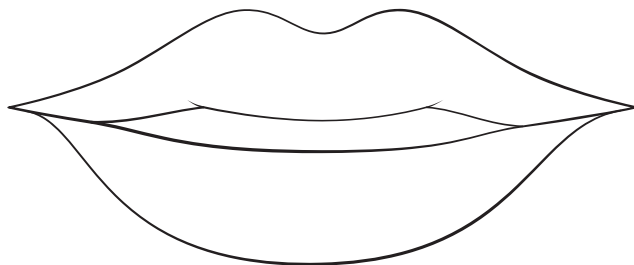
Name:

Word Match

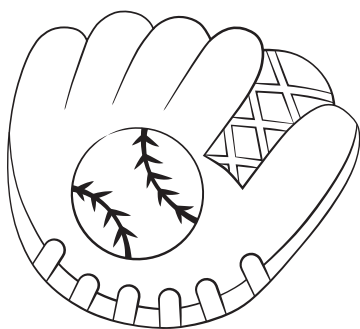
Directions: Read each word. Circle the word that matches the picture.



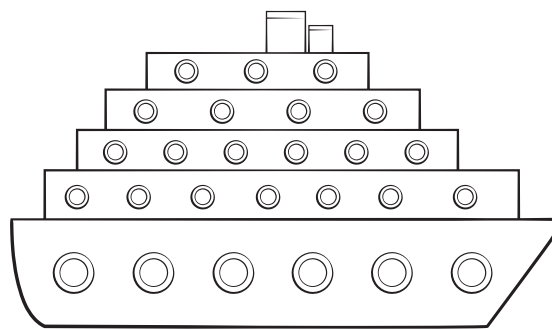
wig big pig




sips lips tips




mitt sit fit



hip ship sip



kitten kid kit



mitt lips mittens