




This book belongs to

Geometric Shapes






Table of Contents

Getting Started

<i>Play Time!</i>	4
<i>Match It!</i>	5

Naming Shapes

<i>My Shapes Activity Board</i>	6
<i>Family Beach Day Activity Sheet</i>	7
<i>Spot the Shape Assessment</i>	8

Drawing Shapes

<i>Listen and Draw Activity Board</i>	9
<i>Tracing Time Activity Sheet</i>	10
<i>City Life Activity Sheet</i>	11
<i>Shopping for Shapes Assessment</i>	12

Learning Plane and Solid Shapes

<i>Sorting My Shapes Activity Board</i>	13
<i>Farm Life Activity Sheet</i>	14
<i>Sheep Shape Sort Assessment</i>	15



Sharing Shapes


<i>Equal Shapes Activity Board</i>	17
<i>Share and Smile Activity Sheet</i>	18
<i>Happy Halves Assessment</i>	19

My Journal	20
-------------------------	----

Shape Patterns	23
-----------------------------	----

I Did It! Record	24
-------------------------------	----






Play Time!

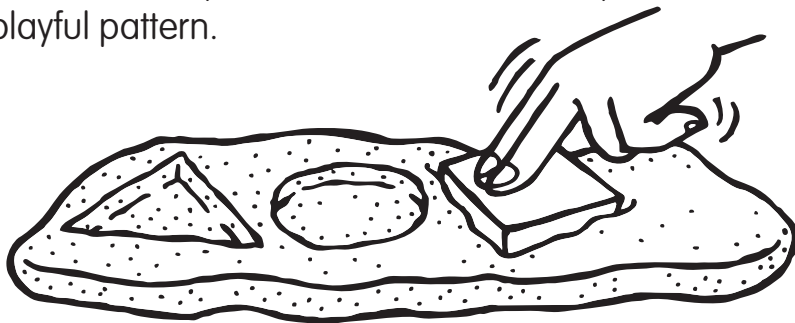
Triangle Trap

Put your hands together to form a little bowl. Have a partner place triangles in your hands. Count the triangles as your partner places them. How many triangles can you hold in your bowl?



Pressing Patterns

Roll out and flatten out a piece of modeling clay. Then press various pattern blocks into the clay to make a playful pattern.



Tall Tower

How many pattern blocks can you stack on top of each other before they fall? Be sure you keep your hand steady and calm!




Trapezoid Toss

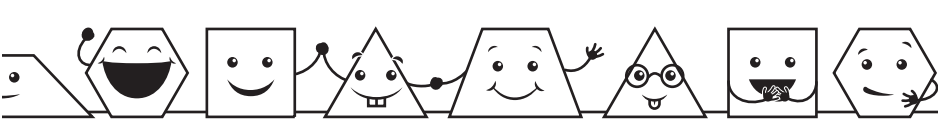
Place a paper plate on the floor. Take five steps away from the plate. Then toss some trapezoids and try to land them on the plate.




Quick Color Sort

Grab some pattern blocks. Ask a partner to count out how many seconds it takes you to sort them based on color. Ready, set, go!



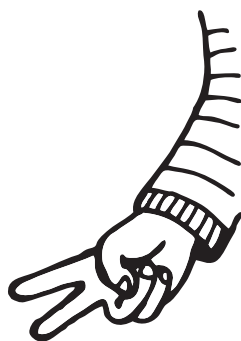
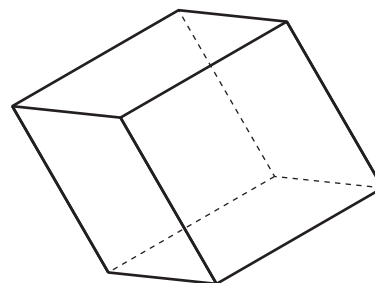
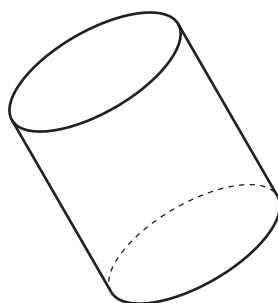
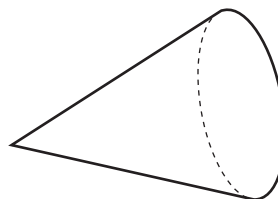
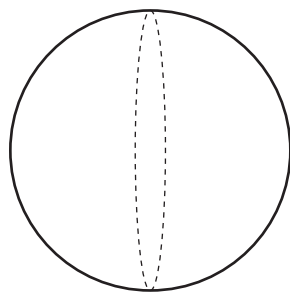


Sorting My Shapes Activity Board





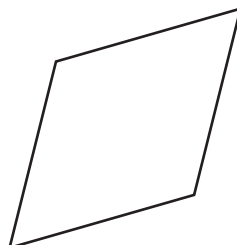

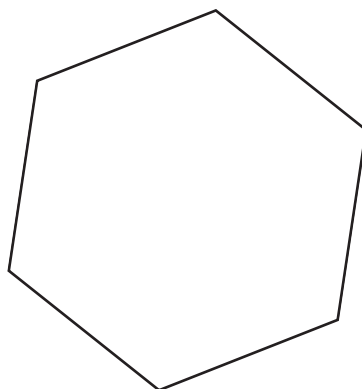
3


solid



2


flat

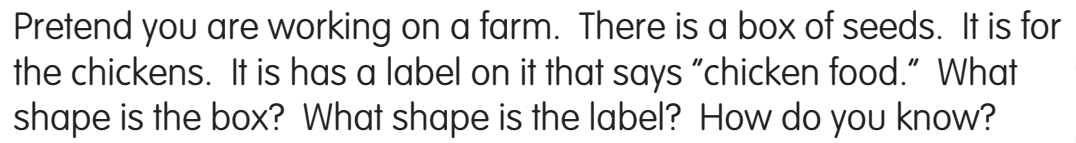




Farm Life

Directions: Color all the flat shapes you see red. Color all the solid shapes you see brown.





Some shapes are flat.

Some shapes are solid.

This image shows a handwriting practice sheet template. It consists of four identical sets of horizontal lines arranged vertically. Each set includes a solid top line, a dashed middle line, and a solid bottom line, providing a guide for letter height and placement. The background is white, and the lines are black.