



**This book belongs to**


---

---

---

**Money**





# Table of Contents

## Getting Started

|                         |   |
|-------------------------|---|
| <i>Tool Time!</i> ..... | 4 |
| <i>Teach It!</i> .....  | 5 |

## Comparing Coin Values

|  |    |
|--|----|
| <i>Compare It! Activity Board</i> .....  | 6  |
| <i>Coin Cruncher Sheet</i> .....         | 7  |
| <i>Grocery List Activity Sheet</i> ..... | 9  |
| <i>Grocery Shopping Assessment</i> ..... | 10 |

## Adding for Total Value with Mixed Coins (Under \$2)

|  |    |
|--|----|
| <i>Adding Mixed Coins Activity Board</i> ..... | 11 |
| <i>Adding the Bases Activity Sheet</i> .....   | 12 |
| <i>Pitching In! Assessment</i> .....           | 13 |

## Subtracting with Mixed Coins (Under \$2)


|   |    |
|---|----|
| <i>Subtracting Mixed Coins Activity Board</i> ..... | 14 |
| <i>Ready to Ride Activity Sheet</i> .....           | 15 |
| <i>Showtime! Assessment</i> .....                   | 16 |


## "Centsability"

|   |    |
|---|----|
| <i>Money Problems Activity Board</i> .....    | 17 |
| <i>A Day in the City Activity Sheet</i> ..... | 18 |
| <i>Coins in the City Assessment</i> .....     | 19 |

|                         |    |
|-------------------------|----|
| <b>My Journal</b> ..... | 20 |
|-------------------------|----|

|                               |    |
|-------------------------------|----|
| <b>I Did It! Record</b> ..... | 24 |
|-------------------------------|----|





# Tool Time!

## Money Mosaic

Use the coins to make an interesting, silly, or pretty picture. Lay out your design on the floor, on a desk, or on a table. Do not use glue or tape!



## My Money Name

Use coins to write out your name.



## Coin Carnival

Make up silly carnival games for your friends. Set these games up using items in the classroom. Then have your friends pay with coins to play your games.

## Ready, Set, Spin!

Challenge a friend to a spinoff. Each of you takes a coin. Count to three and then spin the coins on a desk or table. See whose coin spins for the longest amount of time.

## Flip It!


Try to flip a coin into a bowl. Place the bowl three steps away from you. If you get lots of coins in the bowl, try moving the bowl farther away from you. Challenge a friend to see who can flip the most coins into the bowl.

## Quick Sort


Grab a big handful of coins. Mix them up on the floor. Now sort them as quickly as you can. Place each type of coin in its own pile. Challenge a friend to see who can finish correctly sorting a pile of coins first.



# Money Problems Activity Board




+




\_\_\_\_\_ + \_\_\_\_\_ = \_\_\_\_\_

spending square (-)



\_\_\_\_\_ - \_\_\_\_\_ = \_\_\_\_\_





# Coins in the City

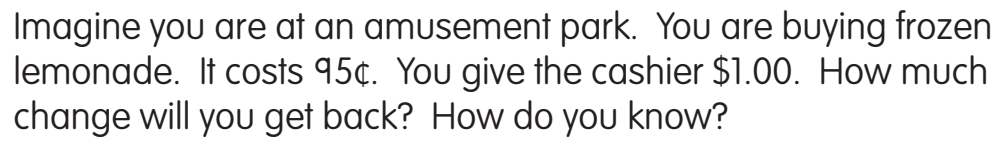
**Directions:** Read each problem. Write a number sentence. Show your work. Write the answer in the answer box.

- 1** Carl found the coins below in the city. He spent 7¢ on a toy. How much money does Carl have left?



- 2** Cindy went to her job in the city. She earned the coins below. She also has 32¢ in her coin bag. How much money does Cindy have in all?



[illegible]