



This book belongs to

Money






Table of Contents

Getting Started

<i>Play Time!</i>	4
<i>Match It!</i>	5

Sorting and Counting Coins

<i>Sort It! Activity Board</i>	6
<i>Coin Close-up Sheet</i>	7
<i>Coin Caterpillars Game Activity Sheet</i>	8
<i>Game Shop Assessment</i>	9

Adding with Coins (Within 10)

<i>Adding Within 10! Activity Board</i>	10
<i>Soccer Shopping Activity Sheet</i>	11
<i>Sort, Shoot, Score! Assessment</i>	12

Subtracting with Coins (Within 10)


<i>Subtracting Within 10! Activity Board</i>	13
<i>Feeding Fun Activity Sheet</i>	14
<i>Roar Store Assessment</i>	15

Making Choices

<i>Using Money Activity Board</i>	16
<i>Goods and Services Sheet</i>	17
<i>Money Counts Activity Sheet</i>	18
<i>My Money Assessment</i>	19

My Journal	20
-------------------------	----

I Did It! Record	24
-------------------------------	----





Play Time!

Mr. Money 😊

Use coins to make a face.



Tap a Tune!

Use two coins to tap out one of the tunes below. Ask a partner to try and guess the tune you are tapping!



"Twinkle, Twinkle, Little Star"




"Old MacDonald Had a Farm"



"B-I-N-G-O"



"London Bridge"



"Mary Had a Little Lamb"

Stack 'Em Up!

Stack the coins as high as you can. Have a friend make a stack of coins, too! Whose is higher?

Which Hand?

Hide a coin in one of your hands. Make fists. Hold them out in front of you. Have a partner guess which hand is holding the coin.

How Many?

How many coins can you hold in your hand?

I can hold _____ pennies in one hand.

I can hold _____ nickels in one hand.

I can hold _____ dimes in one hand.









I can hold _____ quarters in one hand.

Let's Go Shopping!

Play "store" with a friend. One of you can be the storekeeper. You can sell things around the classroom. The other person can be the shopper! The shopper uses the play money to buy the items you are selling.



Sort It! Activity Board

<p>pennies</p>  	<p>nickels</p>  
<p>dimes</p>  	<p>quarters</p>  

1

2

3

4

5

6

7

8

9

10

11

12

13

14

15

16

17

18

19

20




Coin Caterpillars Game

Directions: Place the correct play coins on each caterpillar. Then count the number of coins on each caterpillar. Write that number in the box. You can use the numbers at the bottom of the page to help you.



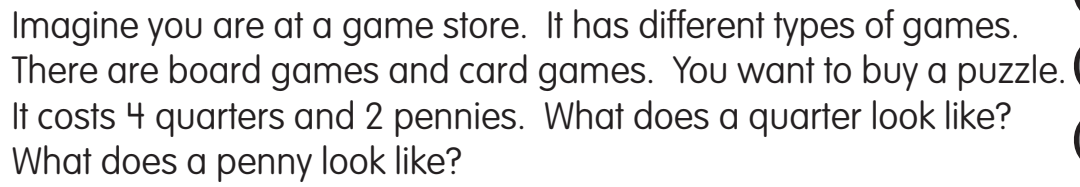
.....



.....



1 2 3 4 5 6 7 8 9 10



I know what coins look like.

This image shows a blank sheet of handwriting practice paper. It features four identical sets of horizontal guidelines arranged vertically. Each set includes three lines: a solid top line, a dashed middle line, and a solid bottom line, providing a structured space for practicing letter formation and alignment.