

# Zones of Life

The ocean is full of life, from huge whales to tiny creatures too small to see without a microscope. Different kinds of creatures are found in different zones of the ocean.

## The Sunlit Zone

(surface to 330 feet)

This is the brightest and warmest of all the zones. Plants and **algae** (AL-jee) can grow here, and it is home to a huge variety of animals. It's the shallowest of the zones, but it is more crowded with creatures than the other zones.

## The Twilight Zone

(330 feet to 3,300 feet)

Things get dimmer and colder as the water gets deeper. Plants and algae can't survive here, and the animals in this zone are specially adapted to living in darkness. Many have big eyes to help them see. Some animals are bioluminescent (BY-oh-loo-min-ES-ent), which means they can make light with their bodies. They may use the light to attract prey or send signals to mates.

## The Midnight Zone

(3,300 feet to 36,000 feet)

Brrr, you wouldn't want to visit the midnight zone. The temperature in this zone is close to freezing, and the water is pitch-black! Food is scarce and fewer animals live here. Ninety percent of the water in the ocean is in this zone.




tiger shark



mahi-mahi


lantern shark



giant squid



angler fish



ocean sunfish



lionfish




common dolphin




humpback whale



green sea turtle



reef butterflyfish




sperm whale



comb jelly



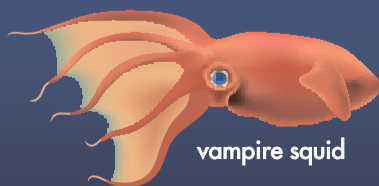
hatchet fish



black swallower



giant tube worms



vampire squid

**Publisher**

Mary D. Smith, M.S. Ed.

**Editor**

Brent L. Fox, M. Ed.

**Creative Director**

Sarah M. Fournier

**Cover Artist**

Amanda R. Harter

**Editor-in-Chief/Project Director**

Karen J. Goldfluss, M.S. Ed.

**Author**

Torrey K. Maloof

**Illustrator/Imaging**

Amanda R. Harter

## Table of Contents

Let's Get Ready to Read! .....	3
Reading Activities for <i>The Ocean</i> .....	4
Boomer Badger's Word App .....	6
Our Outstanding Ocean.....	7
Check It Out! .....	8
Prove the Point! .....	9
Friendly Flier .....	10
Organizing My Opinion .....	11
To Explore or Not to Explore .....	12
Think and Choose .....	13
Find the Evidence .....	14
Becky's Blog .....	15
Reggie's Recap .....	16
Scarlett Fox's Fast Facts.....	17
Ranger Rick Journal .....	18
Answer Key .....	19

**Blue Star Education**  
 12621 Western Avenue  
 Garden Grove, CA 92841  
[www.BlueStarEducation.com](http://www.BlueStarEducation.com)

**ISBN: 978-1-4206-0181-7**  
 ©2021 Blue Star Education  
 Made in U.S.A.



*The reproduction of any part of this book for other classrooms or for an entire school or school system is strictly prohibited.  
 No part of this publication may be transmitted or recorded in any form without written permission from the publisher.*

# Let's Get Ready to Read!

Dear Parents and Educators,

This guide will help your reader explore, examine, and engage with the nonfiction book *The Ocean*. The included activities will strengthen their reading comprehension skills and provide them with opportunities to write and talk about the text. Your reader will delve into the text and analyze it in a more structured and detailed way. Help your reader on their reading journey by working alongside them as they read the book. Ask and answer questions, and offer guidance and support, as needed. Be sure to read through pages 4–5 for helpful instructional ideas.

On this page, you will find information about Blue Star Education's partnership with Ranger Rick and the National Wildlife Federation as well as some fun activities to help foster your reader's love of reading!

## Just 4 Fun!

- Work with other parents or teachers to arrange a book club meeting so your reader can discuss the book with peers. Provide a comfy, cool setting and some yummy treats!
- Set up a book nook! Find a quiet corner. Add a few blankets and pillows. Maybe grab a beanbag chair or poof! Be sure there is a lamp or overhead light and—*voila!*—you have a nifty nook any reader would love.
- Challenge your reader to conduct further research on the topic mentioned in the book. Ask them to display what they have learned from their research in a creative way, such as an infographic, collage, or theatrical skit.

## The Partnership

Blue Star Education's proud partnership with the National Wildlife Federation and Ranger Rick has made possible the creation of products that combine reading, writing, and science in an exciting and unique way meant to help enrich knowledge and appreciation of the natural world.

## The National Wildlife Federation & Ranger Rick

The National Wildlife Federation (NWF) strives to unite all Americans to ensure that wildlife thrives in a rapidly changing world. It believes that healthy water, clean air, and public lands are a birthright of all Americans. From the tiniest of insects to the largest of mammals, the NWF wants to ensure the legacy of America's wildlife for future generations.

In January 1967, a new conservationist came on the scene. Knowledgeable, small, and furry, this little leader was ready to foster a healthy and life-long appreciation of nature in children. His name: Ranger Rick! More than 50 years later, Ranger Rick continues to entertain and educate children about the natural world through various media, including the highly successful magazine series.



Name: 

ACTIVITY 3

# Friendly Flier

**Directions:** There are hundreds of millions of tons of plastic trash in the ocean. It is important that we keep our ocean clean and the animals that live in it safe. Create a flier below that will encourage people to help save the ocean. Be sure your flier:

- 1) identifies the problem
- 2) tells how people can help
- 3) gives reasons why people need to help

