

FALL

The days are getting shorter and the weather is getting cooler. But for the red fox, that is just fine. It likes to hunt before sunrise and after sunset. Its thick, soft **coat** will keep it plenty warm.





In fall, a red fox hangs out mostly by itself. Its babies have grown up and are on their own. Now is the time for it to focus on food. That's because, even for a master hunter such as a fox, winter can mean slim pickings. And winter is just around the corner.

Publisher

Mary D. Smith, M.S. Ed.

Editor

Brent L. Fox, M. Ed.

Creative Director

Sarah M. Fournier

Cover Artist

Amanda R. Harter

Editor-in-Chief/Project Director

Karen J. Goldfluss, M.S. Ed.

Author

Torrey K. Maloof

Illustrator/Imaging

Amanda R. Harter

Table of Contents

Let's Get Ready to Read!	3
Reading Activities for <i>A Fox for All Seasons</i>	4
Boomer Badger's Word App	6
Facts About Foxes	7
Check It Out!	8
Seasonal Timeline	9
Baby Fox Scrapbook	10
Dear Diary	11
Red Fox's Diary	12
Think and Choose	13
Find the Evidence	14
Becky's Blog	15
Reggie's Recap	16
Scarlett Fox's Fast Facts	17
Ranger Rick Journal	18
Answer Key	19

Blue Star Education
 12621 Western Avenue
 Garden Grove, CA 92841
www.BlueStarEducation.com

ISBN: 978-1-4206-0031-5
 ©2024 Blue Star Education
 Printed in the U.S.A.



*The reproduction of any part of this book for other classrooms or for an entire school or school system is strictly prohibited.
 No part of this publication may be transmitted or recorded in any form without written permission from the publisher.*

Let's Get Ready to Read!

Dear Parents and Educators,

This guide will help your reader explore, examine, and engage with the nonfiction book *A Fox for All Seasons*. The included activities will strengthen their reading comprehension skills and provide them with opportunities to write and talk about the text. Your reader will delve into the text and analyze it in a more structured and detailed way. Help your reader on their reading journey by working alongside them as they read the book. Ask and answer questions, and offer guidance and support, as needed. Be sure to read through pages 4–5 for helpful instructional ideas.

On this page, you will find information about Blue Star Education's partnership with Ranger Rick and the National Wildlife Federation as well as some fun activities to help foster your reader's love of reading!

Just 4 Fun!

- Work with other parents or teachers to arrange a book club meeting so your reader can discuss the book with peers. Provide a comfy, cool setting and some yummy treats!
- Set up a book nook! Find a quiet corner. Add a few blankets and pillows. Maybe grab a beanbag chair or poof! Be sure there is a lamp or overhead light and—*voila!*—you have a nifty nook any reader would love.
- Challenge your reader to conduct further research on the topic mentioned in the book. Ask them to display what they have learned from their research in a creative way, such as an infographic, collage, or theatrical skit.

The Partnership

Blue Star Education's proud partnership with the National Wildlife Federation and Ranger Rick has made possible the creation of products that combine reading, writing, and science in an exciting and unique way meant to help enrich knowledge and appreciation of the natural world.

The National Wildlife Federation & Ranger Rick

The National Wildlife Federation (NWF) strives to unite all Americans to ensure that wildlife thrives in a rapidly changing world. It believes that healthy water, clean air, and public lands are a birthright of all Americans. From the tiniest of insects to the largest of mammals, the NWF wants to ensure the legacy of America's wildlife for future generations.

In January 1967, a new conservationist came on the scene. Knowledgeable, small, and furry, this little leader was ready to foster a healthy and life-long appreciation of nature in children. His name: Ranger Rick! More than 50 years later, Ranger Rick continues to entertain and educate children about the natural world through various media, including the highly successful magazine series.




Name: _____

ACTIVITY 4

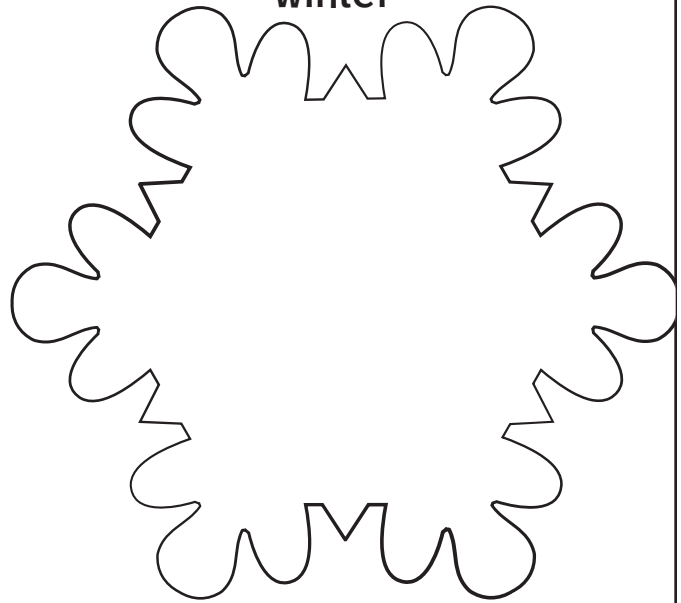
Dear Diary

Directions: Imagine you are a red fox. You will be writing a diary entry for each of the four seasons. Think about what you want to write. Complete the graphic organizer to help you plan your diary entries. Write your main topic for each season on the line. Then, inside each seasonal outline, provide specific details that support your main topic.


fall



winter



spring



summer

