



Pancake races through the front door of his new home. He has to sniff and explore every room. He hopes he will get to sleep in Jayden's room. He thinks Jayden's bed is so cozy!



Work It Out

Jayden wants to buy treats to help Pancake learn tricks. Jayden cleans up the backyard and earns \$3. He also has two quarters, one dime, and three pennies in his piggy bank. How much money does he have to spend on treats?



“Welcome to our family,” Jayden whispers. “We will love you forever.” He gives Pancake a big hug.

Publisher
Mary D. Smith, M.S. Ed.

Curriculum Director/Editor
Torrey K. Maloof

Author
Christina Hill, M.A.

Creative Director
Sarah M. Fournier

Illustrator/Imaging
Amanda R. Harter

Table of Contents

Let’s Get Ready to Read! 3

Providing Instruction 4

Match It 7

Add It Up 8

Think and Choose Quiz 9

Money Math Quiz 10

What I Learned Journal 11

Blue Star Education
12621 Western Avenue
Garden Grove, CA 92841
www.BlueStarEducation.com

ISBN: 978-1-4206-3746-5
©2024 Blue Star Education
Made in the U.S.A.



All rights reserved. No part of this book may be copied or reproduced in any form without permission from the publisher.

Let's Get Ready to Read!

Dear Parents and Educators,

Get ready to spark a lifelong love of math and reading! This guide will help you fully utilize the *Save It!* book, which is part of the *Need-to-Know Math leveled readers series*. These books are designed to actively engage readers in a high-interest story that will build grade-level math skills and improve reading comprehension, fluency, and vocabulary.

With the *Save It!* book, the reader will learn all about money and how to solve money math problems. The Providing Instruction section in this guide offers suggestions for before, during, and after-reading activities. Activity sheets, assessments, and a journal provide opportunities to reinforce and assess both reading comprehension and math skills.

Awesome Advice

- Remain positive and encouraging—make reading fun!
- Set up a cozy spot for reading.
- Model fluency when you read.
- Point to each word as you read it, and encourage the child to do the same.
- Make sure the child understands both the written number words and the numerals.
- Pause after each page and discuss what is happening.
- Read each activity sheet and assessment out loud first to ensure understanding.
- Go over the answers together and correct any mistakes.
- If the child becomes bored or frustrated, take a brain break!

Materials Needed

- *Save It!* book
- activity sheets (pages 7–8)
- assessments (pages 9–10)
- journal (page 11)
- crayons
- pencil and eraser

Brain Break Ideas

- Dance to a favorite song.
- Spend a few minutes exploring outside.
- Do ten star jumps.
- Practice a few yoga poses or simple stretches.
- Take five deep breaths.


Name: _____

Add It Up




Directions: Look at each problem below. Add up the coins to solve. Write the total on the line.

1.  +  +  = _____

2.  +  +  = _____

3.  +  +  = _____

4.  +  +  = _____

5.  +  +  = _____