




Let's find shapes!



Can you find  
a star?

<b>Publisher</b> Mary D. Smith, M.S. Ed.	<b>Author</b> Christina Hill, M.A.	<b>Illustrator/Imaging</b> Amanda R. Harter
<b>Curriculum Director/Editor</b> Torrey K. Maloof	<b>Creative Director</b> Sarah M. Fournier	

# Table of Contents

Let's Get Ready to Read! . . . . .	3
Providing Instruction . . . . .	4
Match It! . . . . .	7
So Many Shapes! . . . . .	8
Think and Choose Quiz . . . . .	9
Shapes Quiz . . . . .	10
What I Learned Journal . . . . .	11

**Blue Star Education**  
12621 Western Avenue  
Garden Grove, CA 92841  
[www.BlueStarEducation.com](http://www.BlueStarEducation.com)

**ISBN: 978-1-4206-3744-1**  
©2024 Blue Star Education  
*Made in the U.S.A.*



*All rights reserved. No part of this book may be copied or reproduced in any form without permission from the publisher.*



# Let's Get Ready to Read!

Dear Parents and Educators,

Get ready to spark a lifelong love of math and reading! This guide will help you fully utilize the Let's Find Shapes book, which is part of the Need-to-Know Math leveled readers series. These books are designed to actively engage readers in a high-interest story that will build grade-level math skills and improve reading comprehension, fluency, and vocabulary.

With the Let's Find Shapes book, the reader will practice identifying shapes. The Providing Instruction section in this guide offers suggestions for before, during, and after-reading activities. Activity sheets, assessments, and a journal provide opportunities to reinforce and assess both reading comprehension and math skills.

## Awesome Advice

- Remain positive and encouraging—make reading fun!
- Set up a cozy spot for reading.
- Model fluency when you read.
- Point to each word as you read it, and encourage the child to do the same.
- Make sure the child understands both the written number words and the numerals.
- Pause after each page and discuss what is happening.
- Read each activity sheet and assessment out loud first to ensure understanding.
- Go over the answers together and correct any mistakes.
- If the child becomes bored or frustrated, take a brain break!

## Materials Needed

- Let's Find Shapes book
- activity sheets (pages 7–8)
- assessments (pages 9–10)
- journal (page 11)
- crayons
- pencil and eraser

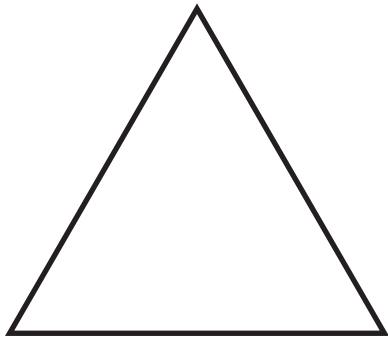
## Brain Break Ideas

- Dance to a favorite song.
- Spend a few minutes exploring outside.
- Do ten star jumps.
- Practice a few yoga poses or simple stretches.
- Take five deep breaths.


Name: \_\_\_\_\_

## Match It!


**Directions:** Look at each shape. Draw a line to match the shape to its name.



circle



star



triangle