

# Table of Contents

Parents and Educators .....	4	Seeing Through Walls .....	48
Students .....	5	Eye Test .....	49
Riddle Me This .....	6	The TMW .....	50
<b>Language Arts</b>		False News .....	51
What a Week! .....	8	Stranger than Fiction .....	52
Nouns, Nouns, Nouns .....	9	<b>Mathematics</b>	
One or More? .....	10	Hundreds, Tens, and Ones .....	54
Verbs “Shake” Up .....	11	Place Value Practice .....	55
3, 2, 1 . . . Action! .....	12	Expanded Form .....	56
Adding Adjectives .....	13	Let’s Compare .....	57
Circle and Color .....	14	Even Only! .....	58
Funny Faces .....	15	Penguin Addition .....	59
Adverb Answers .....	16	Break It Apart .....	60
Awesome Adverbs .....	17	Regroup .....	61
Sweet Spelling .....	18	Let’s Fly Away! .....	62
Look It Up .....	19	Add It Up .....	63
Long or Short? .....	20	Star Subtraction .....	64
Synonyms and Antonyms .....	21	Super Subtraction .....	65
Correct It .....	22	Check It .....	66
End It Right .....	23	Match It .....	67
Commas Are Cool .....	24	Ways to Subtract .....	68
The Amazing Apostrophe .....	25	Which Way? .....	69
Hop to It! .....	26	Right on Track .....	70
Find It .....	27	Measurement Matching .....	71
Story Setting .....	28	Best Measurement .....	72
The Main Event .....	29	Fossil Fun .....	73
All in Order .....	30	Inches and Centimeters .....	74
Making Sentences .....	31	Reading Clocks .....	75
Word Wise .....	32	Telling Time .....	76
Beginning, Middle, End .....	33	What Time Is It? .....	77
But Why? .....	34	Coin Values .....	78
The Open Window .....	35	Shopping Spree .....	79
All Wrong .....	36	What’s the Cost? .....	80
Riddle Play .....	37	Go Fish! .....	81
Bee Thrashing .....	38	Bird Watching .....	82
Only Green .....	39	Under the Sea .....	83
Playwriting .....	40	Safari Ride .....	84
Sky Fish .....	41	Sides and Angles .....	85
The Wager .....	42	Map Maker .....	86
Hurricane at Sea .....	43	Super Shapes .....	87
Storm Danger .....	44	What Is Symmetry? .....	88
Alex and Bonnie .....	45	Show the Symmetry .....	89
Weather Letter .....	46	More Symmetry .....	90
The Tree Octopus .....	47	Equal Shares .....	91

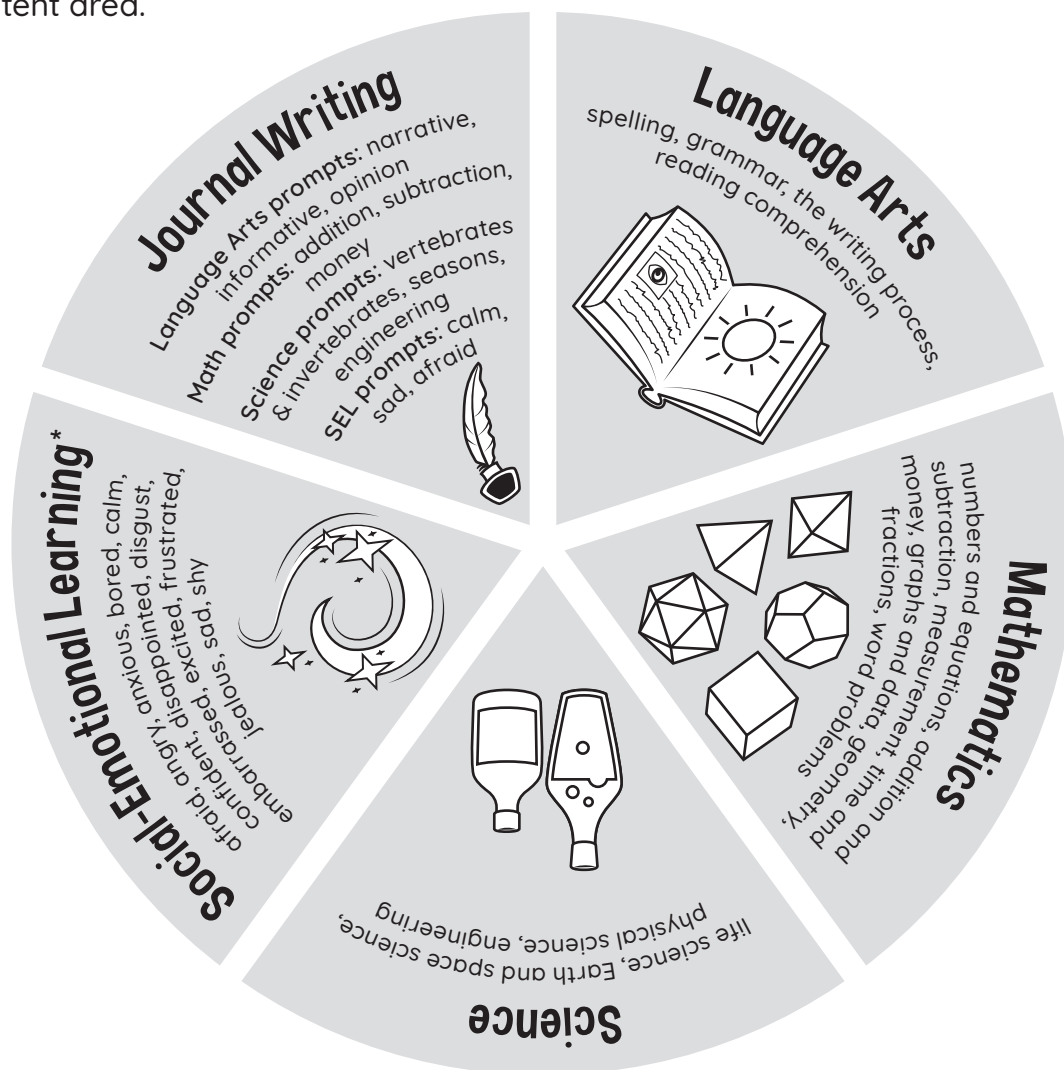
# Table of Contents *(cont.)*

One Half .....	92	Anxious .....	135
Find the Fractions .....	93	Get Grounded .....	136
Fraction Fun .....	94	Bored .....	137
Word Problems: Addition .....	95	Boredom Busters .....	138
Word Problems: Subtraction .....	96	Calm .....	139
Word Problems: Length .....	97	My Peaceful Place .....	140
Word Problems: Money .....	98	Confident .....	141
<b>Science</b>		Go-Go-Goals .....	142
Traits of Living Things .....	100	Disappointed .....	143
Plant or Animal? .....	101	Big Deal or Not? .....	144
Plants in Different Places .....	102	Disgust .....	145
Plant Life Cycles .....	103	That’s SO Gross! .....	146
Pollination .....	104	Embarrassed .....	147
Seed Dispersal: Wind and Water .....	105	Have a Laugh! .....	148
Seed Dispersal: Animals .....	106	Excited .....	149
Plant Defenses .....	107	Thrill or Chill .....	150
What Animals Need .....	108	Frustrated .....	151
Animals Need Food .....	109	Find a Way .....	152
What Is a Habitat? .....	110	Jealous .....	153
Parts of Habitats .....	111	Mind Your Mind .....	154
Migration .....	112	Sad .....	155
Mammals .....	113	Good Mood Starters .....	156
Insects .....	114	Shy .....	157
What Are Seasons? .....	115	Koalas & Kangaroos .....	158
What Is Weather? .....	116	Clued-in to Feelings .....	159
Water Changes the Land .....	117	How Are You Feeling? .....	160
The Water Cycle .....	118	<b>Journal Writing</b>	
Landforms .....	119	Narrative .....	162
People Change the Land .....	120	Informative .....	163
Water on Earth .....	121	Opinion .....	164
What Is a Map? .....	122	Addition .....	165
Matter .....	123	Subtraction .....	166
Changing States of Matter .....	124	Money .....	167
Freezing and Melting .....	125	Vertebrates or Invertebrates? .....	168
Heat, Light, and Sound Energy .....	126	Seasons .....	169
What Do Scientists Do? .....	127	Science and Engineering .....	170
Interpreting Data .....	128	Calm .....	171
Cause and Effect .....	129	Sad .....	172
<b>Social-Emotional Learning</b>		Afraid .....	173
Afraid .....	131	<b>The Quest</b>	
Courage Counts .....	132	Crack the Code .....	175
Angry .....	133	The Riddle .....	176
Chilled Out .....	134		

# Parents and Educators

The activity pages in this book are designed to supplement, not substitute, curriculum. This book is intended to provide additional practice of foundational skills students need to achieve academic success. The activities can be used in the classroom to strengthen or assess student skills, and at home to offer extra practice outside of the classroom. The pages do not need to be completed daily or in order. They can be selected and arranged to fit the academic needs and schedules of students. Please note that your student may not be reading fluently yet and may need help reading the text.

This book is divided into five sections. Each section reinforces content-area learning skills and helps students retain fundamental knowledge. The infographic below depicts the topics covered in each content area.



Please remember the crucial role you play in this educational journey. Make time to answer questions and go over the answers to the activity sheets together. An answer key for this book can be requested by emailing [custserv@bluestareducation.com](mailto:custserv@bluestareducation.com). Please provide the following number when requesting the answer key: BSE 51813.

\* Social-emotional learning (SEL) teaches students real-life skills that help bolster academic success, promote positive social interactions, and result in fewer behavioral problems. Studies have shown that emotionally well-adjusted students have a higher rate of lifelong happiness and success in their careers and relationships as adults.

# Riddle Me This

I am a riddle. And right now, that is all you know about me. Am I a person? Am I a place? Am I a thing? Am I real? Maybe I am pretend. Maybe I live on another planet. Maybe I *am* another planet. The possibilities are endless!

So how will you solve the riddle that is me? I hid mysterious symbols throughout this book—one on each page. The symbols are part of a code. Complete an activity sheet. Then, look closely on the sheet for the symbol. When you find the symbol, follow the steps below.


**Step 1:** Flip to page 175. Find the letter that matches that symbol.

**Step 2:** Flip to page 176. Write the letter above the correct page number.

**Step 3:** Keep doing this until you have completed each activity sheet and filled in all the letters.

And just what will that reveal? More clues!!! Hahaha! I am so clever! Now, study the clues and try to guess what or who I am.

**Tricky Tip:** After completing page 176, if you are still not sure what the answer to the riddle is, try looking up some of the clues on the Internet. Once you solve it, learn as much as you can about the riddle. You'll discover that there are more mysteries associated with it. Do some research and see if you can solve those, too! After all, you are now an epic adventurer who has just completed their first quest and is ready for a new one!



# 3, 2, 1... Action!

Some verbs are action words. *Hop*, *skip*, and *run* are all examples of action verbs.

Directions: Look at each movie clapper. Circle the action verb in each movie title.

1. Run with the Wind

2. Walk Across the Moon

3. Take My Hand

4. Tell Me a Secret

5. Time Moves Slowly

6. Go Dog

7. Watch Me

8. Jump High

9. Sit, Puppy!

10. The Day We Won


# All Wrong


**Directions:** Read the story. Circle the answer to each question.

Linda was going to the aquarium. She was glad that she would see fish and sharks. What made her happiest of all was that she was going to see a green sea turtle. "All my life, I have wanted to see a bright-green sea turtle," Linda said.

At the aquarium, Linda raced to the green sea turtle tank. She saw a lot of turtles. She saw turtles that had brown shells. She saw turtles that had black shells. She saw turtles that had olive shells. But she did not see any bright-green turtles. "Something is all wrong!" she cried. "The green turtles are missing!"

A worker said, "Green sea turtles have brown, black, or olive-colored shells. They are called 'green sea turtles' because their fat is green."



- Most likely, what other things would Linda see at an aquarium?  
a. monkeys      b. sea stars      c. horses      d. elephants
- You can tell that Linda really wanted to see the green sea turtles because  
a. she raced to their tank.  
b. she asked the worker where their tank was.  
c. she walked to their tank.  
d. she stayed at their tank for a long time.
- Most likely, how did Linda feel at the end of the story?   
a. hungry      b. tired      c. afraid      d. surprised
- Which color of shell did Linda **not** see on a turtle?  
a. olive      b. orange      c. black      d. brown

# Place Value Practice

**Directions:** Solve these practice problems.

1. Write the number of hundreds, tens, and ones.



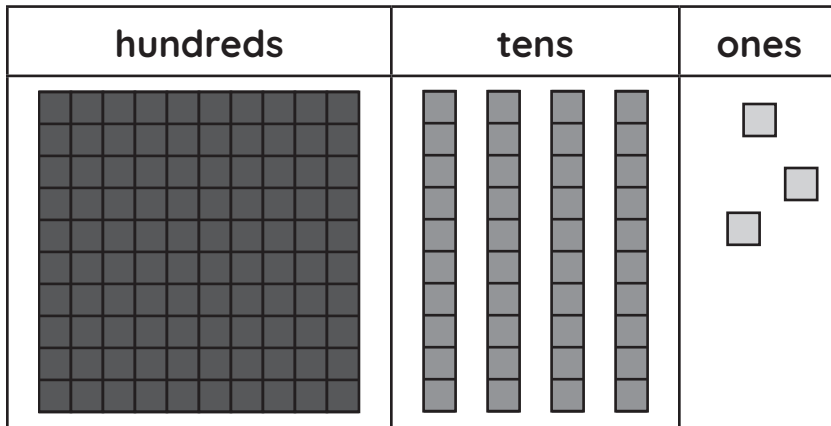
\_\_\_\_\_ hundred \_\_\_\_\_ tens \_\_\_\_\_ ones

2. How many tens are in the tens place?




\_\_\_\_\_ tens

3. What number does this show?



4. What number does this show?

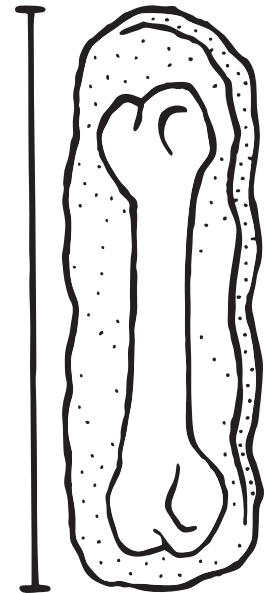
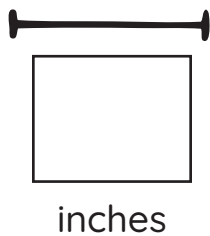

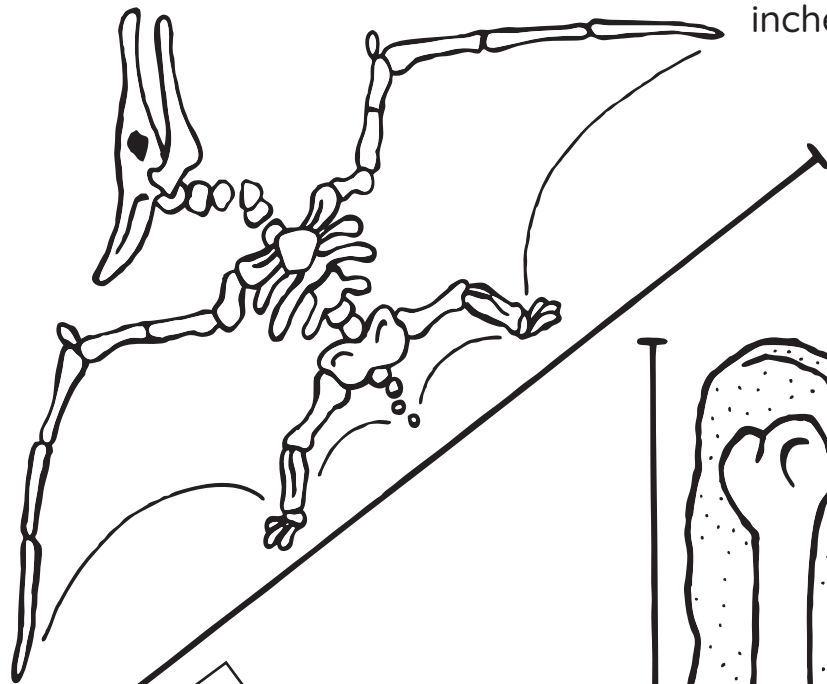
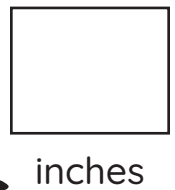
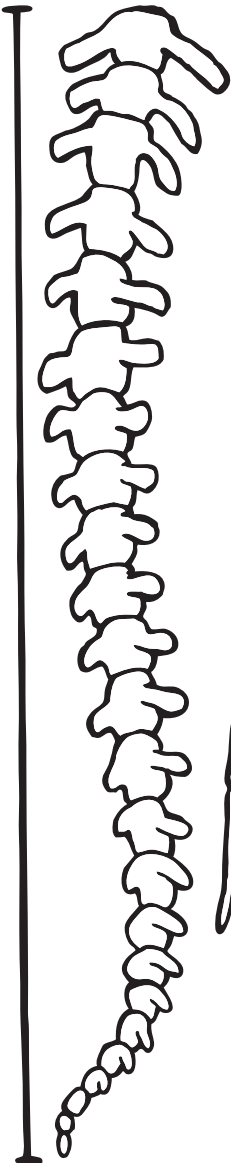
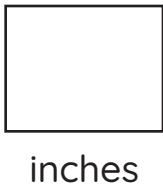
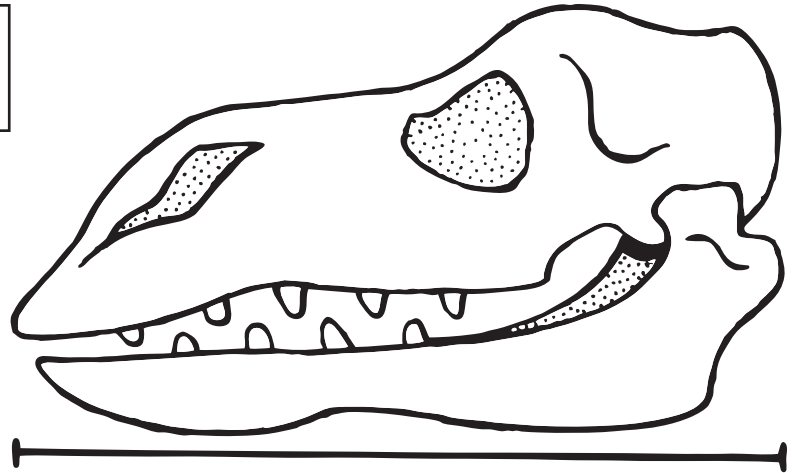
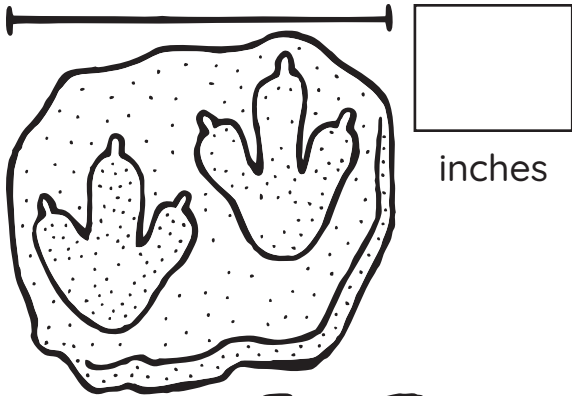


5. How many hundreds are in the number 300? \_\_\_\_\_



# Fossil Fun

**Directions:** Solve these practice problems. Use a ruler to measure each dinosaur fossil in inches.





# Plant or Animal?

**Directions:** Be a scientist and help sort the living things. Write the name of each living thing in the animal or plant group.



cheetah



baobab tree



hummingbird



snail



raspberry bush



barrel cactus



snake



dandelion

## Animals

Handwriting practice lines for the 'Animals' category, consisting of 10 sets of three horizontal lines (top, middle, bottom).

## Plants

Handwriting practice lines for the 'Plants' category, consisting of 10 sets of three horizontal lines (top, middle, bottom).

Baobab tree, Bernard Gagnon ([commons.wikimedia.org/wiki/User:Bgag](https://commons.wikimedia.org/wiki/User:Bgag)), CC BY-SA 3.0.

# What Are Seasons?

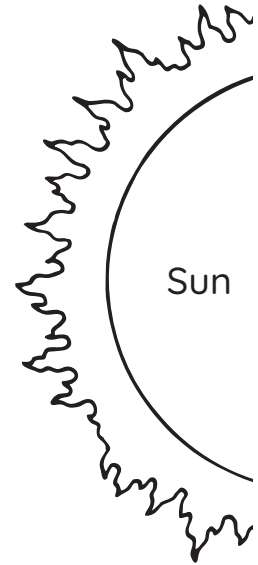
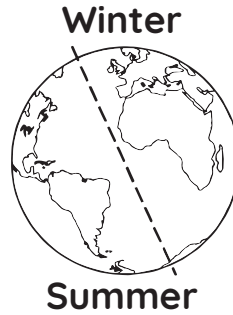
Did you know that Earth is tilted? It is! As Earth spins around, sometimes the place where you live leans toward the Sun, and sometimes it leans away. This is the reason we have seasons.

In summer, the place you live is tilted toward the Sun. The Sun shines right down on you, and it shines for a longer time each day. The weather feels hotter.

In winter, the place you live is tilted away from the Sun. The Sun still shines, but it is lower in the sky. The Sun doesn't shine for as long each day. The weather feels colder.

You can see the way seasons change by looking at trees.

- ➔ In summer, it is warm. The trees have lots of leaves.
- ➔ In fall, it gets cooler. The leaves change color and fall off the tree.
- ➔ In winter, it is cold. The trees have no leaves.
- ➔ In spring, it gets warmer. The leaves grow back, and flowers bloom.



**Directions:** Label each tree with a season.



**Word Bank**

fall

spring

summer

winter



\_\_\_\_\_

\_\_\_\_\_

\_\_\_\_\_

\_\_\_\_\_

\_\_\_\_\_

\_\_\_\_\_

\_\_\_\_\_

\_\_\_\_\_


# Excited



When you are feeling excited, you are extra happy. We say **“I feel excited,”** when our feelings are high.

We might be thinking about something that is about to happen.

What color would you choose for excitement? Color in the circle with that color. Then, use only that color to draw a picture about feeling excited.



What do you know about feeling excited?

Handwriting practice lines consisting of solid top and bottom lines with a dashed middle line, provided for writing an answer to the question above.

Excitement is great, isn't it? When you're feeling excited, sometimes your heart beats faster. It might feel like you have an extra burst of energy. Or it might feel like butterflies in your belly too. Next time you're feeling excited, notice where you feel it in your body.

# Thrill or Chill

**What makes you feel excited?** Maybe it's playing your favorite game or making something for someone you love. Maybe you get excited by surprises, or by playing with your pet

**What calms you down?** Maybe you have a favorite cozy blanket. Or maybe you have a favorite book you like to read. Maybe you feel calm when you are exercising.

Draw or write some things that make you feel excited. Draw or write things that make you feel calm.



This makes me feel excited:



This makes me feel calm:

# Opinion

**#3** Would you rather be able to fly or be invisible? Why?

Handwriting practice lines consisting of solid top and bottom lines with a dashed midline. A large right-facing curly bracket is positioned on the right side of the page, spanning from the top of the first line to the top of the 15th line.