



Abraham Lincoln had two goats.
Not strange enough for you?
Calvin Coolidge had a pet raccoon.



Don't Have a Cow

Did you know that President Taft had a cow? Yep! The cow would eat the White House lawn. Her name was Pauline. Isn't that a-moo-sing!

Herbert Hoover had an opossum. And Teddy Roosevelt's son, Archie, had a pet badger. He also had a pony!

Publisher

Mary D. Smith, M.S. Ed.

Author

Christina Hill, M.A.

Cover Artist

Neri Garcia

Curriculum Director/Editor

Torrey K. Maloof

Creative Director

Sarah M. Fournier

Illustrator/Imaging

Amanda R. Harter

Table of Contents

Let's Get Ready to Read!	3
Providing Instruction	4
Missing Parts	7
Taking Notes	8
Match It	9
Word Scramble	10
Book Review	11
Cover Makeover	12
Think and Choose	13
Write and Draw	14
Answer Key	15

Blue Star Education
12621 Western Avenue
Garden Grove, CA 92841
www.BlueStarEducation.com

ISBN: 978-1-4206-3725-0
©2025 Blue Star Education
Made in the U.S.A.



All rights reserved. No part of this book may be copied or reproduced in any form without permission from the publisher.

Let's Get Ready to Read!

Dear Parents and Educators,

Get ready to spark a lifelong love of reading! This guide will help you fully utilize the Did You Know? book, which is part of the We Love to Read! leveled readers series. These books are designed to actively engage and entertain young readers while helping to build comprehension, improve fluency, and enrich vocabulary.

With the Did You Know? book, the reader will explore some random and unusual facts. The Providing Instruction section offers suggestions for before, during, and after-reading activities. Extension ideas to expand learning are also included. Activity sheets and two assessments provide opportunities to reinforce and assess reading comprehension skills.

Awesome Advice

- Remain positive and encouraging—make reading fun!
- Set up a cozy spot for reading.
- Model fluency when you read.
- Encourage the child to point to each word as they read it.
- Use the correct vocabulary for the parts of the book (*title, author, word, sentence, photograph, period, etc.*).
- Pause after each page and discuss what is happening.
- Read each activity sheet out loud first to ensure understanding.
- Go over the activity sheet answers together and correct any mistakes.
- If the child becomes bored or frustrated, take a brain break!

Materials Needed

- Did You Know? book
- activity sheets (pages 7–12)
- assessments (pages 13–14)
- crayons
- pencil and eraser

Brain Break Ideas


- Dance to a favorite song.
- Spend a few minutes exploring outside.
- Do ten star jumps.
- Practice a few yoga poses or simple stretches.
- Take five deep breaths.

Name:

Word Scramble


Directions: Oh, no! The letters are all mixed up. Unscramble the letters and write each word correctly. Use the words at the bottom of the page for help.

1.



t a s t a u n o r

2.



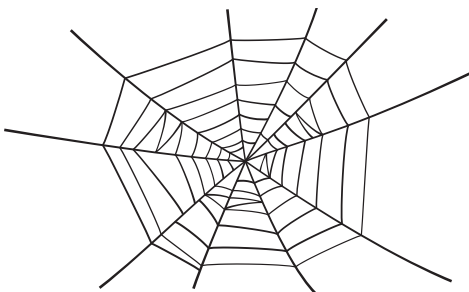
r d i o n s u a

3.



o d a t o r n

4.



w i s p e r d e b

spiderweb dinosaur tornado astronaut