

Here comes a barrel of sweets.

The Captain takes
five gold coins
out of his pocket.





Publisher
Mary D. Smith, M.S. Ed.

Curriculum & Content Director
Torrey Maloof

Author
Kara Munn

Creative Director
Sarah M. Fournier

Illustrations
Craig Smith

Imaging
Amanda R. Harter

Table of Contents

Let’s Get Ready to Read! 3

Providing Instruction 4

In the Barrel 7

What’s Important? 8

Count the Coins 9

The Pirate Pays 10

What’s in Your Barrel? 11

Think and Choose 12

Write and Draw 13

Book Review 14

Answer Key 15

Blue Star Education
12621 Western Avenue
Garden Grove, CA 92841
www.BlueStarEducation.com

ISBN: 978-1-4206-0712-3
©2023 Blue Star Education
Printed in the U.S.A.



*The reproduction of any part of this book for other classrooms or for an entire school or school system is strictly prohibited.
No part of this publication may be transmitted or recorded in any form without written permission from the publisher.*

Let's Get Ready to Read!

Dear Parents and Educators,

This guide will help your reader explore, examine, and engage with the fiction book *Loading the Ship* by Lisa Thompson. The included activities will strengthen their reading comprehension skills and provide them with opportunities to write and talk about the text. Your young reader will develop their own points of view on the book and its characters as they analyze the text in more structured and detailed ways. Help your reader on their reading journey by reading with them, asking and answering questions along the way, and offering guidance and support, as needed. Be sure to read through pages 4–6 for helpful instructional ideas.

On this page, you will find discussion questions to ask your reader after having finished the book as well as some fun activities to help foster your young reader's love of reading!

Just 4 Fun!

- Work with other parents or teachers to arrange a book club meeting so your reader can discuss the book with peers. Provide a comfy, cool setting and some yummy treats!
- Set up a book nook! Find a quiet corner. Add a few blankets and pillows. Maybe grab a beanbag chair or poof! Be sure there is a lamp or overhead light and—*voila!*—you have a nifty nook any reader would love.
- Challenge your reader to become one of the characters from the book for an interview. Have your reader dress the part. Then, have them answer your questions as that character.

Discussion Questions


1. Why do you think the author wrote this book?
2. Could this story be true? Could it really happen?
3. Do you like the characters? Could you be their friend?
Why or why not?
4. What is your favorite part of the story? Tell me all about it!
5. Would you recommend this book to your friends? Why or why not?

Name: _____


ACTIVITY 3

Count the Coins

Directions: Count the coins in the pirate's hand. Draw a line to connect the hand to the correct number.




1




2



3



4



5



6